

MC2XZQD MOUNTING CARD 2-Axes Z Series Interface Board

FEATURES:

- Dual axis mounting card
- Small footprint
- All pluggable connections
- Mating connectors included
- Tight fitting connectors
- Amplifier mounting kit included
- Standard DIN tray dimensions



DESCRIPTION: The MC2XZQD mounting card is designed to host up to two Z Series servo amplifiers. These two amplifiers are installed in a stacked configuration to keep the footprint small while offering convenient pluggable screw terminals for easy interface connections. An amplifier mounting kit is included to secure the two Z Series amplifiers onto the mounting card.

SPECIFICATIONS:

MECHANICAL SPECIFICATIONS	
POWER CONNECTOR*	4-position 5.08 mm spaced header
MOTOR CONNECTORS*	4-position 5.08 mm spaced header
FEEDBACK CONNECTORS*	5-position 5.08 mm spaced header
INPUT/OUTPUT CONNECTORS*	8-position 3.5 mm spaced header
SIZE (without amplifiers)	2.8 x 5.2 x 1.0 inches 72.0 x 132.5 x 25.4 mm
WEIGHT (with mating connectors installed)	3.44 oz 97.5 g


* Mating connectors included

INTERFACE CONNECTIONS:

CONNECTOR	PIN	NAME	DESCRIPTION / NOTES	I/O
P1 Power	1	HV	DC voltage input	I
	2	GND	Ground	GND
	3	GND	Ground	GND
	4	CHASSIS	Chassis	Chassis
P2X Motor X	1	MOTOR AX	Motor phase A connection for X-axis	O
	2	MOTOR BX	Motor phase B connection for X-axis	O
	3	MOTOR CX	Motor phase C connection for X-axis	O
	4	CHASSIS	Chassis	Chassis
P2Y Motor Y	1	MOTOR AY	Motor phase A connection for Y-axis	O
	2	MOTOR BY	Motor phase B connection for Y-axis	O
	3	MOTOR CY	Motor phase C connection for Y-axis	O
	4	CHASSIS	Chassis	Chassis
P3X Motor X Feedback <i>(brushless Z Series only)</i>	1	HALL1X	Hall 1 connection for X-axis	I
	2	HALL2X	Hall 2 connection for X-axis	I
	3	HALL3X	Hall 3 connection for X-axis	I
	4	GND	Ground	GND
	5	5V OUTPUT	+5V output for feedback devices	O
P3Y Motor Y Feedback <i>(brushless Z Series only)</i>	1	HALL1Y	Hall 1 connection for Y-axis	I
	2	HALL2Y	Hall 2 connection for Y-axis	I
	3	HALL3Y	Hall 3 connection for Y-axis	I
	4	GND	Ground	GND
	5	5V OUTPUT	+5V Output for feedback devices	O
P4X I/O X	1	+REF / PWM IN X	X-axis +Ref Command (or PWM Command)	I
	2	GND	Ground	GND
	3	-REF / DIR X	X-axis -Ref Command (or Direction Command)	I
	4	CURR MON X	Current Monitor Output X	O
	5	INHIBIT X	Inhibit Input X	I
	6	CURR REF X	Current Reference Output X	I
	7	FAULT OUT X	Fault Output X	O
	8	RESERVED	Reserved	
P4Y I/O Y	1	+REF / PWM IN Y	Y-axis +Ref Command (or PWM Command)	I
	2	GND	Ground	GND
	3	-REF / DIR Y	Y-axis -Ref Command (or Direction Command)	I
	4	CURR MON Y	Current Monitor Output Y	O
	5	INHIBIT Y	Inhibit Input Y	I
	6	CURR REF Y	Current Reference Output Y	I
	7	FAULT OUT Y	Fault Output Y	O

DIN RAIL MOUNTING

The MC2XZQD mounting card is designed to easily slide into a standard sized DIN mounting tray. The photo below shows two Z Series amplifiers installed onto the MC2XZQD, which is inserted in a DIN mounting tray on a DIN rail. Mounting tray, DIN rail and amplifiers not included.



ORDERING INFORMATION:

Model: MC2XZQDX

X (at the end) indicates current revision letter

MATING CONNECTORS:

Manufacturer Phoenix Contact ® (Tel: 717-944-1300)

Included connectors:

1757035	4-position 5.08 mm spaced plug terminal (3 qty)
1757048	5-position 5.08 mm spaced plug terminal (2 qty)
1840421	8-position 3.5 mm spaced plug terminal (2 qty)

Alternative 5.08 mm spaced plug terminals (vertical / new position)

1777303	4-position plug
1777316	5-position plug

Sold & Serviced By:

SERVO2GO.com

Toll Free Phone: 877-378-0240

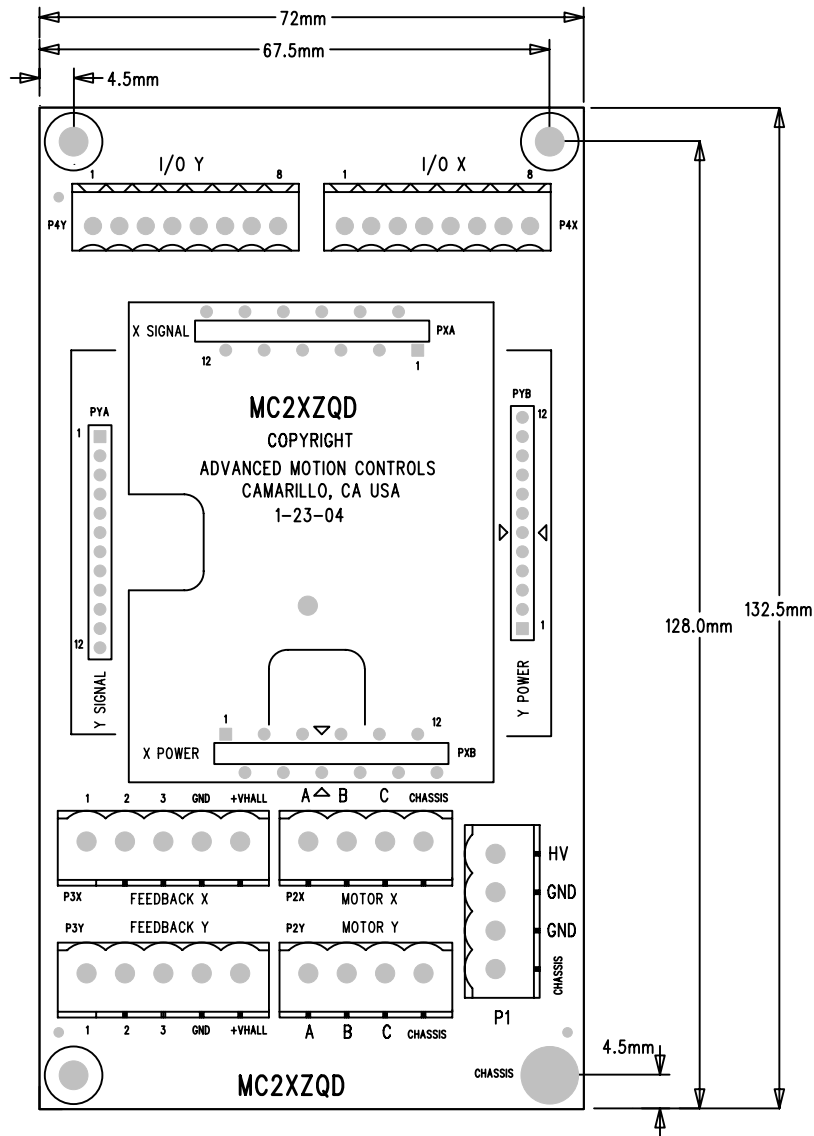
Toll Free Fax: 877-378-0249

sales@servo2go.com

www.servo2go.com

MOUNTING DIMENSIONS

MC2XZQD Series



Sold & Serviced By:

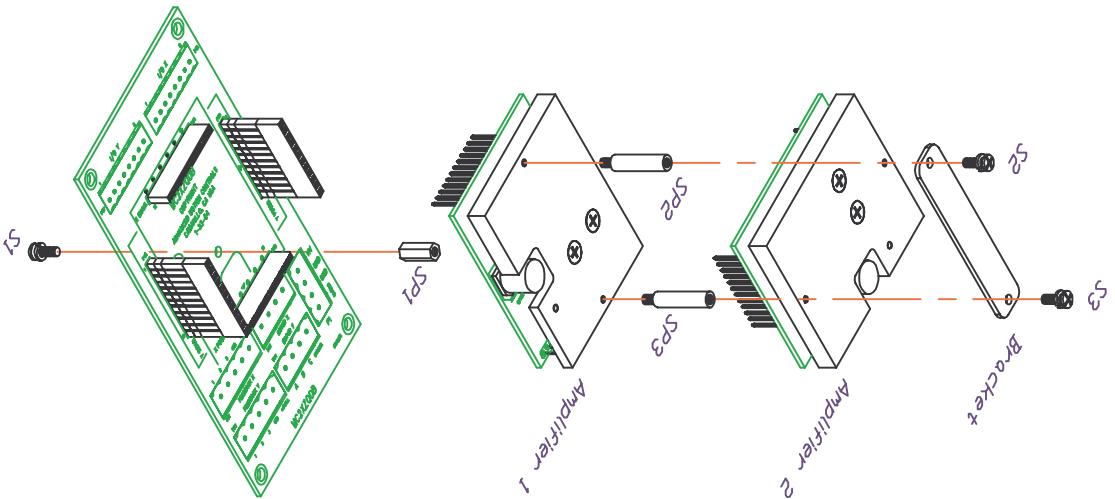


Toll Free Phone: 877-378-0240

Toll Free Fax: 877-378-0249

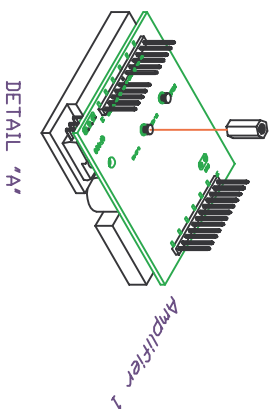
sales@servo2go.com

www.servo2go.com



ASSEMBLY SEQUENCE:

1. Install SP1 to baseplate mounting screw of Amp 1. See Detail "A".
2. Install Amp 1 to mounting card (note orientation) using S1.
3. Install SP2,SP3 to baseplate of Amp 1.
4. Install Amp 2 to mounting card (note orientation).
5. Install bracket to SP2,SP3 using S2,S3.



- PARTS LIST:
- S1-S3j; #4-40 X 1/4 panhead phillips screw w/lockwasher
 - SP1j; 3/16 Hex X 7/16 4-40 thread F/F nylon standoff
 - (reference Amatom p/n 8105-N-0440)
 - SP2-SP3j; 3/16 Round X 3/4 4-40 thread M/F nylon st
 - (reference Amatom p/n 9732-N-0440)
 - Bracketj; AMC p/n MBK003A.

Sold & Serviced By:

SERVO2GO.com

Toll Free Phone: 877-378-0240

Toll Free Fax: 877-378-0249

sales@servo2go.com

www.servo2go.com